

# Multiple Integral

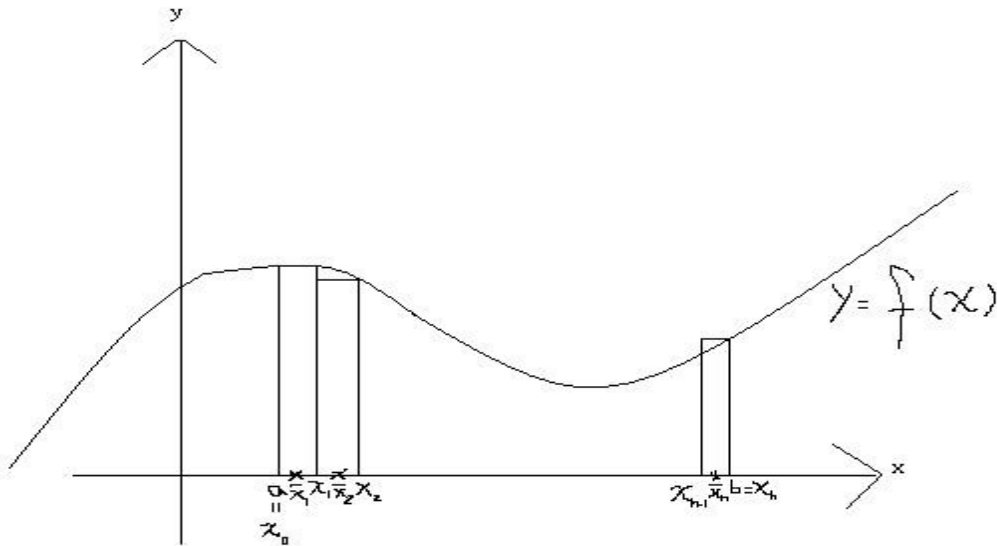
# Double Integrals over Rectangles

## Remark :

1. Let  $P = \{x_0, x_1, \dots, x_n\}$  and  $a = x_0 < x_1 < \dots < x_n = b$   
Then  $P$  is called a partition of  $[a, b]$
2. Define  $\Delta x_i = x_i - x_{i-1}$ ,  $i = 1, 2, \dots, n$
3.  $|P| = \max\{\Delta x_1, \Delta x_2, \dots, \Delta x_n\}$  The norm of  $P$
4. Choose  $\bar{x}_i \in [x_{i-1}, x_i]$ ,  $i = 1, 2, \dots, n$ ,  $\bar{x}_i$  is called a sample point.

## 5. The definite integral of $f$ on $[a, b]$

$$\int_a^b f(x) dx = \lim_{|P| \rightarrow 0} \sum_{i=1}^n f(\bar{x}_i) \Delta x_i = \text{The area of } S$$



$$S = \{(x, y) \mid a \leq x \leq b, 0 \leq y \leq f(x)\}$$

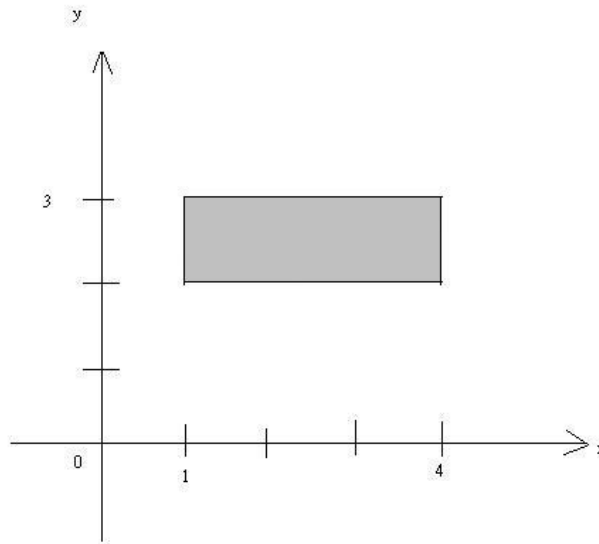
## 6. A closed rectangle $R$

$$R = [a, b] \times [c, d] = \{(x, y) \in \mathbb{R}^2 \mid a \leq x \leq b, c \leq y \leq d\}$$

Example : Rectangle

1.  $[0, 1] \times [2, 4] = \{(x, y) \in \mathbb{R}^2 \mid 0 \leq x \leq 1, 2 \leq y \leq 4\}$

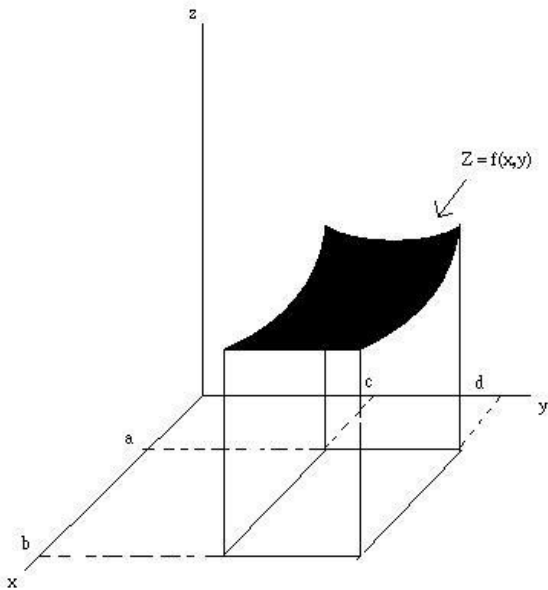
2.  $[1, 2] \times [2, 3]$



# Double Integrals and Volumes

Let  $R = [a, b] \times [c, d]$ ,  $S = \{(x, y, z) \in \mathbb{R}^3 \mid (x, y) \in R, 0 \leq z \leq f(x, y)\}$

To find the volume of  $S$  -  $V(S)$



Similarly to define  $\int_a^b f(x)dx$

Divide the rectangle  $R$  into subintervals

$[a, b]$  is divided into  $m$  subinterval  $[x_{i-1}, x_i]$

$i = 1, 2, \dots, m$ ,  $\Delta x_i = x_i - x_{i-1}$ , and  $[c, d]$  is divided

into  $n$  subinterval  $[y_{j-1}, y_j]$ ,  $\Delta y_j = y_j - y_{j-1}$ ,  $j = 1, 2, \dots, n$

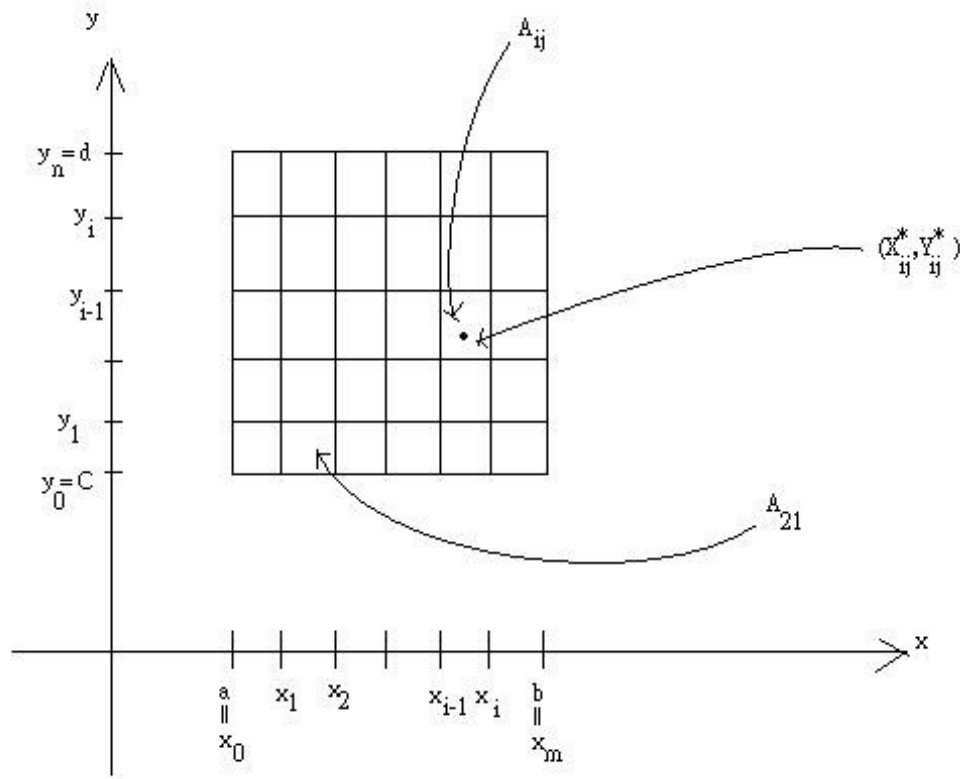
Define  $R_{ij} = [x_{i-1}, x_i] \times [y_{j-1}, y_j]$   $i = 1, \dots, m$ ;  $j = 1, \dots, n$

The area of  $R_{ij}$  is  $\Delta A_{ij} = \Delta x_i \Delta y_j$

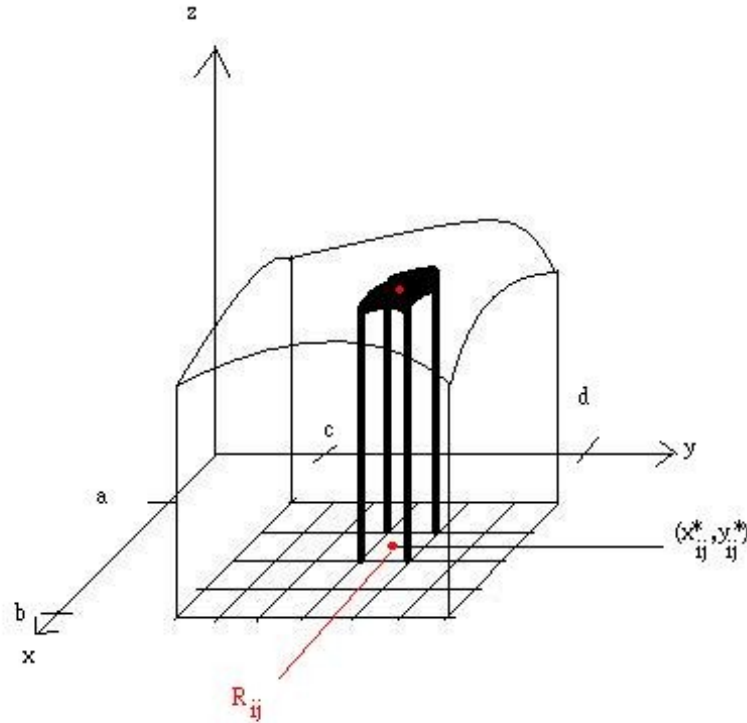
choose a sample point  $(x_{ij}^*, y_{ij}^*)$  in each  $R_{ij}$

The volume of  $S$  can approximate  $\sum_{j=1}^n \sum_{i=1}^m f(x_{ij}^*, y_{ij}^*) \Delta A_{ij}$

i.e  $V(S) \approx \sum_{j=1}^n \sum_{i=1}^m f(x_{ij}^*, y_{ij}^*) \Delta A_{ij}$



Let  $|P|$  denote the length of the longest diagonal  
 $R_{ij}, i = 1, 2, \dots, m; j = 1, 2, \dots, n$



Definition :

The double integral of  $f$  over the rectangle  $R$  is  $\iint_R f(x, y) dA$

$$\iint_R f(x, y) dA = \lim_{|P| \rightarrow 0} \sum_{i=1}^m \sum_{j=1}^n f(x_{ij}^*, y_{ij}^*) \Delta A_{ij}$$



if this limit exists

properties:

$$1. \iint_{\mathbf{R}} cf(\mathbf{x}, y) dA = c \iint_{\mathbf{R}} f(\mathbf{x}, y) dA$$

$$2. \iint_{\mathbf{R}} (f(\mathbf{x}, y) + g(\mathbf{x}, y)) dA = \iint_{\mathbf{R}} f(\mathbf{x}, y) dA + \iint_{\mathbf{R}} g(\mathbf{x}, y) dA$$

3. If  $f(\mathbf{x}, y) \geq g(\mathbf{x}, y) \forall (\mathbf{x}, y) \in \mathbf{R}$ , then

$$\iint_{\mathbf{R}} f(\mathbf{x}, y) dA \geq \iint_{\mathbf{R}} g(\mathbf{x}, y) dA$$

Definition :

1.  $f$  is integrable on  $R$ , if  $\lim_{|P| \rightarrow 0} \sum_{i=1}^m \sum_{j=1}^n f(x_{ij}^*, y_{ij}^*) \Delta A_{ij}$  exist

2.  $\iint_R f(x, y) dA$  is called the double integral of  $f$  over  $R$

Theorem 1

Let  $f$  be bounded on the closed rectangle  $R$

(i) If  $f$  is continuous on  $R$ , then  $f$  is integrable on  $R$

(ii) If  $f$  is continuous on  $R$  except on a finite number of smooth curves, then  $f$  is integrable on  $R$

Definition :

1. If  $\lim_{(x,y) \rightarrow (a,b)} f(x, y) = f(a, b)$ , then  $f$  is continuous at  $(a, b)$
2. If  $f$  is continuous at all  $(a, b) \in \mathbb{R}$ , then  $f$  is continuous on  $\mathbb{R}$

Example :

1.  $f(x, y) = \sin xy, (x, y) \in \mathbb{R} = [0, \pi] \times [0, 2\pi]$

$f$  is continuous on  $\mathbb{R}$

2.  $f(x, y) = x^2y + x, \mathbb{R} = [0, \infty) \times [0, \infty)$

$f$  is continuous on  $\mathbb{R}$

3.  $f(x, y) = \begin{cases} \frac{y}{x}, & x \neq 0 \\ 0, & x = 0 \end{cases}$

$f$  is not continuous on  $(0, 1)$

$f$  is not continuous on  $(0, w), \forall w$

# Iterated Integrals

Fixed  $y$ , Let  $A(y) = \int_1^3 x^2 y \, dx = y \cdot \frac{x^3}{3} \Big|_1^3 = \frac{26}{3} y$

Consider  $\int_0^2 A(y) \, dy = \int_0^2 \left( \int_1^3 x^2 y \, dx \right) dy$

Remark :

For function  $f(x, y)$ ,  $R = [a, b] \times [c, d]$

1. Let  $A(x) = \int_c^d f(x, y) \, dy$ ,  $B(y) = \int_a^b f(x, y) \, dx$

$$\int_a^b A(x) \, dx = \int_a^b \left( \int_c^d f(x, y) \, dy \right) dx \text{ is called an iterated integral}$$

$$2. \int_a^b \int_c^d f(x, y) dy dx = \int_a^b \left( \int_c^d f(x, y) dy \right) dx$$

$$3. \int_c^d \int_a^b f(x, y) dy dx = \int_c^d \left( \int_a^b f(x, y) dy \right) dx$$

Example : evaluate

$$(i) \int_0^3 \int_1^4 x^2 y dx dy \quad (ii) \int_0^3 \int_1^4 x^2 y dy dx$$

$$(iii) \int_0^4 \int_0^8 \frac{1}{4} (64 - 8x + y^2) dy dx$$

$$(iv) \int_0^8 \int_0^4 \frac{1}{4} (64 - 8x + y^2) dx dy$$

$$(v) \int_0^3 \int_1^2 (3x + 2y) dx dy$$

## Theorem 2 (Fubini's Theorem)

If  $f$  is continuous on  $R = [a, b] \times [c, d]$ , the

$$\iint_R f(x, y) dA = \int_c^d \int_a^b f(x, y) dx dy = \int_a^b \int_c^d f(x, y) dy dx$$

Ex :

1. Find  $\iint_R (x - 3y^2) dA$ , where  $R = [0, 2] \times [1, 3]$

2. Find  $\iint_R y \sin xy dA$ , where  $R = [0, 2] \times [0, \pi]$

Ans :  $\iint_R y \sin xy dA = \int_0^2 \int_0^\pi y \sin xy dy dx = ?$

But  $\int_0^\pi \int_0^2 y \sin xy dx dy = \int_0^\pi (-\cos xy) \Big|_0^2 dy = \int_0^\pi (1 - \cos 2y) dy$

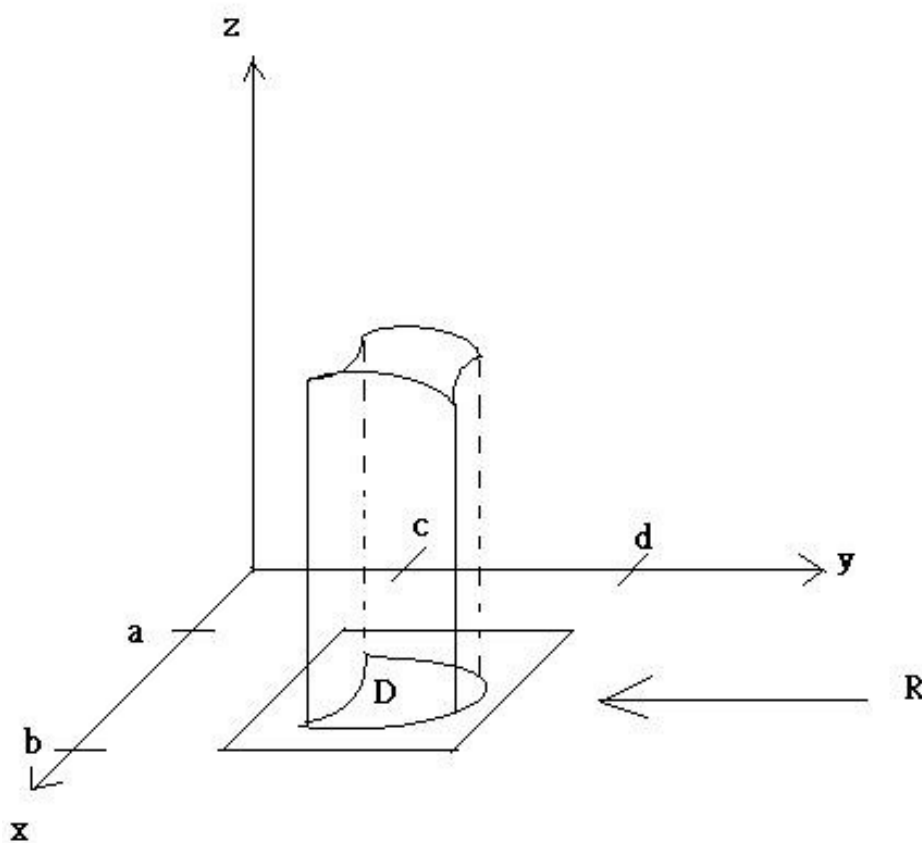
$$= \pi - \left( \frac{1}{2} \sin 2y \Big|_0^\pi \right) = \pi - 0 = \pi$$

3. Find  $\iint_R x \cos xy dA$ , where  $R = [0, \pi] \times [0, \pi]$

4. Find  $\iint_R \frac{1+y}{1+x} dA$ , where  $R = \{(x, y) \mid -1 \leq x \leq 2, 0 \leq y \leq 1\}$

# Double Integral over General Regions

Let  $D$  be a bounded region and  $D \subset R$ ,  $f$  is a function defined on  $D$ . Define a new function



$$F(x, y) = \begin{cases} f(x, y) & \text{if } (x, y) \in D \\ 0 & \text{if } (x, y) \text{ is in } R \text{ but not in } D \end{cases}$$

Definition :

1. The double integral of  $f$  over  $D$  is

$$\iint_D f(x, y) dA = \iint_R F(x, y) dA$$

2. A plane region  $D$  is said to be of type I if

$$D = \{(x, y) \mid a \leq x \leq b, g_1(x) \leq y \leq g_2(x)\},$$

where  $g_1, g_2$  are two continuous function.

3. A plane region  $D$  is said to be of type II if

$$D = \{(x, y) \mid h_1(y) \leq x \leq h_2(y), c \leq y \leq d\},$$

where  $h_1, h_2$  are two continuous function.



Example :

1.  $D_1 = \{(x, y) \mid 0 \leq x \leq \pi, \sin x \leq y \leq 1\}$ , Type I

2.  $D_2 = \{(x, y) \mid -1 \leq y \leq 1, 2y^2 \leq x \leq 1 + y^2\}$ , Type II

Properties:

1. If  $f$  is continuous on a type I region  $D$  such that

$$D = \{(x, y) \mid a \leq x \leq b, g_1(x) \leq y \leq g_2(x)\},$$

$$\text{then } \iint_D f(x, y) dA = \int_a^b \int_{g_1(x)}^{g_2(x)} f(x, y) dy dx$$

2. If  $f$  is continuous on a type II region  $D$  then

$$\iint_D f(x, y) dA = \int_c^d \int_{h_1(y)}^{h_2(y)} f(x, y) dx dy$$

$$\text{where } D = \{(x, y) \mid h_1(y) \leq x \leq h_2(y), c \leq y \leq d\}$$

Example :

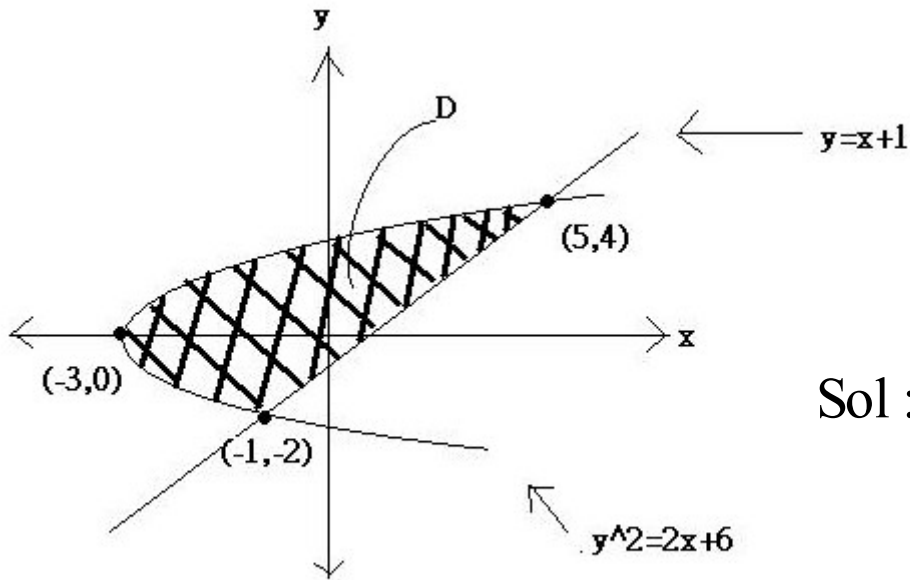
1. Evaluate  $\iint_D (x + 3y) dA$

Where  $D = \{(x, y) \mid -1 \leq x \leq 1, 2x^2 \leq y \leq 1 + x^2\}$

Ans:

$$\begin{aligned}\iint_D (x + 3y) dA &= \int_{-1}^1 \int_{2x^2}^{1+x^2} (x + 3y) dy dx \\ &= \int_{-1}^1 x(1 + x^2 - 2x^2) + \frac{3}{2} ((1 + x^2)^2 - (2x^2)^2) dx \\ &= \int_{-1}^1 x + x^3 - 2x^3 + \frac{3}{2} + 3x^2 + \frac{3}{2} x^4 - 4x^4 dx \\ &= \left( \frac{1}{2} x^2 - \frac{1}{4} x^4 + \frac{3}{2} x + x^3 - \frac{1}{2} x^5 \right) \Big|_{-1}^1 = \frac{3}{2} + 1 - \frac{1}{2} = 2\end{aligned}$$

2. Evaluate  $\iint_D xy \, dA$  where  $D$  is the region bounded by the line  $y = x - 1$  and the parabola  $y^2 = 2x + 6$



Sol :

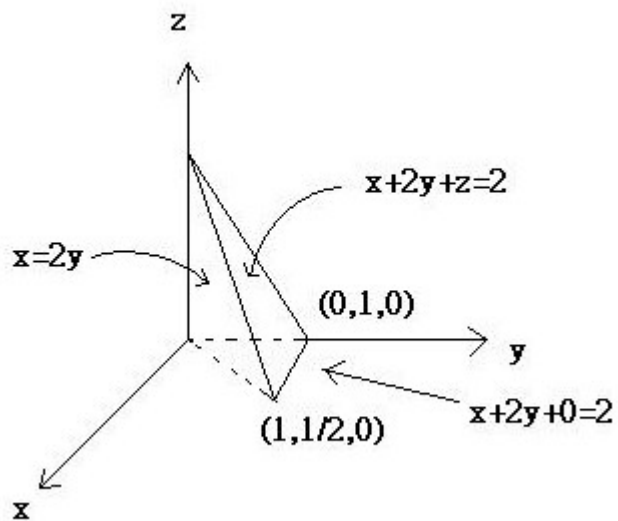
$$D = \{(x, y) \mid -3 \leq x \leq 5, -2 \leq y \leq \sqrt{2x + 6}\}$$

$$= \{(x, y) \mid \frac{y^2 - 6}{2} \leq x \leq y + 1, -2 \leq y \leq 4\}$$

$$\iint_D xy \, dA = \int_{-2}^4 \int_{\frac{y^2 - 6}{2}}^{y+1} xy \, dx \, dy = 36$$

3. Find the volume of the tetrahedron bounded by the planes  $x = 2y$ ,  $x = 0$ ,  $z = 0$  and  $x + 2y + z = 2$

Sol :

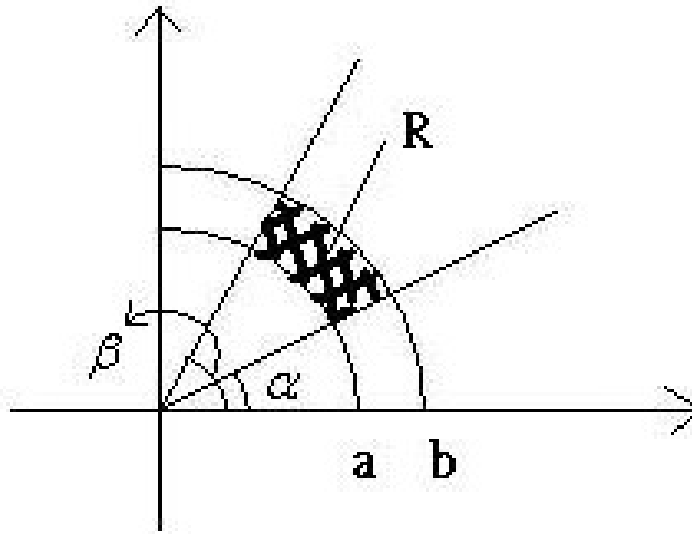


$$D = \{(x, y) \mid 0 \leq x \leq 1, \frac{x}{2} \leq y \leq \frac{2-x}{2}\}$$

$$\begin{aligned} \text{所求 } V &= \iint_D (2-x-2y) dA = \int_0^1 \int_{\frac{x}{2}}^{\frac{2-x}{2}} (2-x-2y) dy dx \\ &= \frac{1}{3} \end{aligned}$$

# Double Integrals in Polar Coordinates

Consider  $R = \{(r, \theta) \mid a \leq r \leq b, \alpha \leq \theta \leq \beta\}$



Polar rectangle

Example :

$$1. R = \{(r, \theta) \mid 0 \leq r \leq 1, 0 \leq \theta \leq 2\pi\}$$

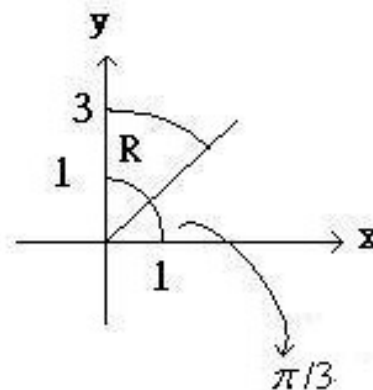
$$2. R = \{(r, \theta) \mid 1 \leq r \leq 3, 0 \leq \theta \leq \pi\}$$

$$3. R = \{(r, \theta) \mid 1 \leq r \leq 3, \frac{\pi}{3} \leq \theta \leq \frac{\pi}{2}\}$$

$$\text{The area of } R \text{ is } A(R) = (\pi \cdot 3^2 - \pi \cdot 1^2) \frac{\frac{\pi}{2} - \frac{\pi}{3}}{2\pi}$$

$$= \frac{1}{2} (3^2 - 1^2) \cdot \left( \frac{\pi}{2} - \frac{\pi}{3} \right)$$

$$= \frac{2}{3} \pi$$

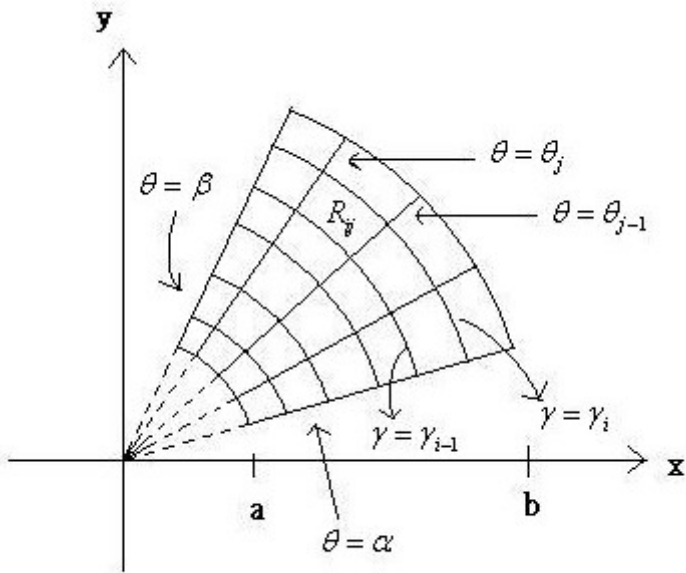


$$4. R_{ij} = \{(r, \theta) \mid r_{i-1} \leq r \leq r_i, \theta_{j-1} \leq \theta \leq \theta_j\}$$

The area of  $R_{ij} - \Delta A_{ij}$  is

$$\begin{aligned} \Delta A_{ij} &= \frac{1}{2} r_i^2 \Delta \theta_j - \frac{1}{2} r_{i-1}^2 \Delta \theta_j = \frac{1}{2} (r_i + r_{i-1})(r_i - r_{i-1}) \Delta \theta_j \\ &= r_i^* \Delta r_i \Delta \theta_j \end{aligned}$$

Where  $\Delta r_i = r_i - r_{i-1}$ ,  $\Delta \theta_j = \theta_j - \theta_{j-1}$ ,  $i = 1, \dots, m$ ;  $j = 1, \dots, n$



The Riemann sum of  $f$  on  $R$  is

$$\begin{aligned} &\sum_{i=1}^m \sum_{j=1}^n f(r_i^* \cos \theta_j^*, r_i^* \sin \theta_j^*) \Delta A_{ij} \\ &= \sum_{i=1}^m \sum_{j=1}^n f(r_i^* \cos \theta_j^*, r_i^* \sin \theta_j^*) r_i^* \Delta r_i \Delta \theta_j \\ &\rightarrow \int_{\alpha}^{\beta} \int_a^b f(r \cos \theta, r \sin \theta) r dr d\theta \end{aligned}$$

## Properties

1. Let  $R = \{(r, \theta) \mid a \leq r \leq b, \alpha \leq \theta \leq \beta\}$  be a polar rectangle and  $0 \leq \beta - \alpha \leq 2\pi$ . If  $f$  is continuous on  $R$ , then

$$\iint_R f(x, y) dA = \int_{\alpha}^{\beta} \int_a^b f(r \cos \theta, r \sin \theta) r dr d\theta$$

2. Let  $D = \{(r, \theta) \mid \alpha \leq \theta \leq \beta, h_1(\theta) \leq r \leq h_2(\theta)\}$  be a polar region. If  $f$  is continuous on  $D$  then

$$\iint_D f(x, y) dA = \int_{\alpha}^{\beta} \int_{h_1(\theta)}^{h_2(\theta)} f(r \cos \theta, r \sin \theta) r dr d\theta$$



Example :

1. Evaluate  $\iint_R (4y^2 + 3x)dA$

where  $R = \{(x, y) \mid y \geq 0, 1 \leq x^2 + y^2 \leq 4\}$

Sol :

$$\begin{aligned} R &= \{(x, y) \mid y \geq 0, 1 \leq x^2 + y^2 \leq 4\} \\ &= \{(r, \theta) \mid 1 \leq r \leq 2, 0 \leq \theta \leq \pi\} \end{aligned}$$

$$\begin{aligned} \iint_R (4y^2 + 3x)dA &= \int_0^\pi \int_1^2 (4(r\sin\theta)^2 + 3r\cos\theta)rdrd\theta \\ &= \int_0^\pi (15\sin^2\theta + 7\cos\theta)d\theta \\ &= \frac{15}{2}\pi \end{aligned}$$

2. Find the volume of the solid bounded by the plane  $z = 0$  and the paraboloid  $z = 1 - x^2 - y^2$

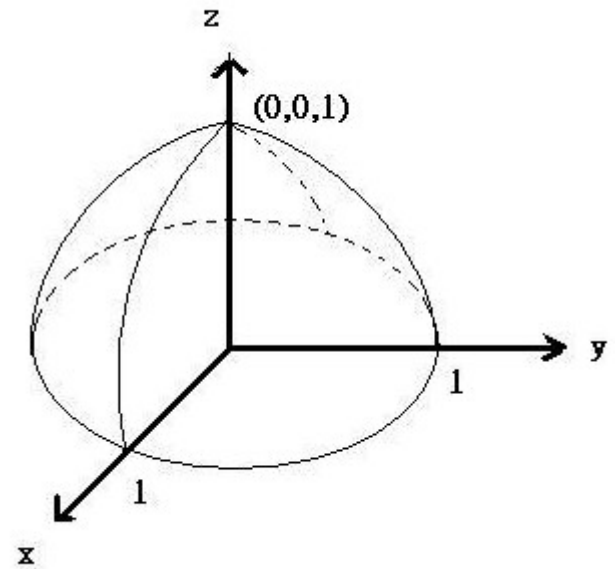
Sol :

$$D = \{(r, \theta) \mid 0 \leq r \leq 1, 0 \leq \theta \leq 2\pi\}$$

$$V = \iint_D (1 - x^2 - y^2) dA$$

$$= \int_0^{2\pi} \int_0^1 (1 - r^2) r dr d\theta$$

$$= \frac{\pi}{2}$$



Example :

$$\text{Evaluate } \iint_{\mathbb{R}^2} e^{-(x^2+y^2)} dA$$

$$\text{where } \mathbb{R}^2 = \{(x, y) \mid -\infty < x < \infty, -\infty < y < \infty\}$$

Sol :

$$\text{Consider } D_n = \{(r, \theta) \mid 0 \leq r \leq n, 0 \leq \theta \leq 2\pi\}$$

$$\iint_{\mathbb{R}^2} e^{-(x^2+y^2)} dA = \lim_{n \rightarrow \infty} \iint_{D_n} e^{-(x^2+y^2)} dA$$

$$= \lim_{n \rightarrow \infty} \int_0^{2\pi} \int_0^n e^{-r^2} r dr d\theta = \lim_{n \rightarrow \infty} \int_0^{2\pi} \left( \frac{1}{2} - \frac{1}{2} e^{-n^2} \right) d\theta$$

$$= \pi$$

# The Cross Product

## *Definition*

Let  $\underline{a}$ ,  $\underline{b}$  be two nonzero three dimensional vectors

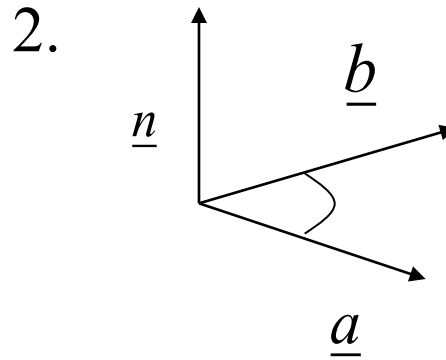
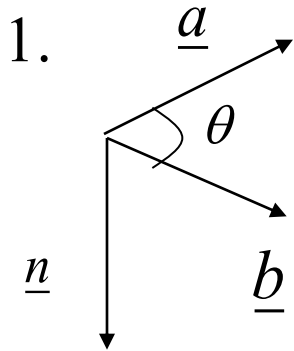
1. The inner product of  $\underline{a}$  and  $\underline{b}$  is  $\underline{a} \cdot \underline{b} = |\underline{a}| |\underline{b}| \cos \theta$

2. The cross product of  $\underline{a}$  and  $\underline{b}$  is the vector  $\underline{a} \times \underline{b} = (|\underline{a}| |\underline{b}| \sin \theta) \underline{n}$

where  $\theta$  is the angle between  $\underline{a}$  and  $\underline{b}$ ,  $0 \leq \theta \leq \pi$ , and  $\underline{n}$  is a unit vector perpendicular to both  $\underline{a}$  and  $\underline{b}$  and whose direction is given

by the right - hand rule : If the fingers of your right hand curl through the angle  $\theta$  from  $\underline{a}$  to  $\underline{b}$ , then your thumb points in the direction of  $\underline{n}$

Example :



## Properties

1.  $\underline{a}$  and  $\underline{b}$  are parallel if and only if  $\underline{a} \times \underline{b} = \underline{0}$

2.  $\underline{i} = (1,0,0)$ ,  $\underline{j} = (0,1,0)$ ,  $\underline{k} = (0,0,1)$

(i)  $\underline{i} \times \underline{j} = \underline{k}$ ,  $\underline{j} \times \underline{i} = -\underline{k}$

(ii)  $\underline{j} \times \underline{k} = \underline{i}$ ,  $\underline{k} \times \underline{j} = -\underline{i}$

(iii)  $\underline{k} \times \underline{i} = \underline{j}$ ,  $\underline{i} \times \underline{k} = -\underline{j}$

3.  $\underline{a} \times \underline{b} = -\underline{b} \times \underline{a}$

4. Let  $c$  be a scalar

$$(i) \quad (c\underline{a}) \times \underline{b} = c(\underline{a} \times \underline{b}) = \underline{a} \times (c\underline{b})$$

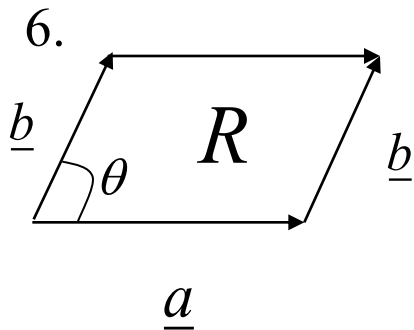
$$(ii) \quad \underline{a} \times (\underline{b} + \underline{D}) = \underline{a} \times \underline{b} + \underline{a} \times \underline{D}$$

$$(iii) \quad (\underline{a} + \underline{b}) \times \underline{D} = \underline{a} \times \underline{D} + \underline{b} \times \underline{D}$$

5. If  $\underline{a} = (a_1, a_2, a_3)$ ,  $\underline{b} = (b_1, b_2, b_3)$ , then

$$\underline{a} \times \underline{b} = (a_2 b_3 - a_3 b_2, a_3 b_1 - a_1 b_3, a_1 b_2 - a_2 b_1)$$

$$= \begin{vmatrix} \mathbf{i} & \mathbf{j} & \mathbf{k} \\ a_1 & a_2 & a_3 \\ b_1 & b_2 & b_3 \end{vmatrix} = \begin{vmatrix} a_2 & a_3 \\ b_2 & b_3 \end{vmatrix} \mathbf{i} - \begin{vmatrix} a_1 & a_3 \\ b_1 & b_3 \end{vmatrix} \mathbf{j} + \begin{vmatrix} a_1 & a_2 \\ b_1 & b_2 \end{vmatrix} \mathbf{k}$$



The area of  $R$  is

$$A(R) = |\underline{a} \times \underline{b}|$$

## Example

1.  $\underline{a} = (1, 2, 0)$ ,  $\underline{b} = (2, -1, 3)$

$$\underline{a} \times \underline{b} = \begin{vmatrix} \mathbf{i} & \mathbf{j} & \mathbf{k} \\ 1 & 2 & 0 \\ 2 & -1 & 3 \end{vmatrix} = 6\mathbf{i} - 3\mathbf{j} - 5\mathbf{k}$$

$$\underline{b} \times \underline{a} = \begin{vmatrix} \mathbf{i} & \mathbf{j} & \mathbf{k} \\ 2 & -1 & 3 \\ 1 & 2 & 0 \end{vmatrix} = -6\mathbf{i} + 3\mathbf{j} + 5\mathbf{k}$$

2.  $\underline{a} = (1, 3, 4)$ ,  $\underline{b} = (2, 7, -5)$

$$\underline{a} \times \underline{b} = -43\mathbf{i} + 13\mathbf{j} + \mathbf{k}$$

3.  $\underline{a} = \mathbf{i} + \mathbf{j} + \mathbf{k}$ ,  $\underline{b} = \mathbf{i} + \mathbf{j} - \mathbf{k}$ , Find  $\underline{a} \times \underline{b}$

4. Find two unit vectors orthogonal to both  $\mathbf{i} + \mathbf{j}$  and  $\mathbf{i} - \mathbf{j} + \mathbf{k}$

# Surface Area

Definition :

1. parametric curve :  $\begin{cases} x = x(t) \\ y = y(t) \end{cases}, \alpha \leq t \leq \beta$

2. The set of all points  $(x, y, z) \in \mathbb{R}^3$

such that  $\begin{cases} x = x(u, v) \\ y = y(u, v), (u, v) \in D \subset \mathbb{R}^2 \\ z = z(u, v) \end{cases}$

is called a parametric surface  $S$

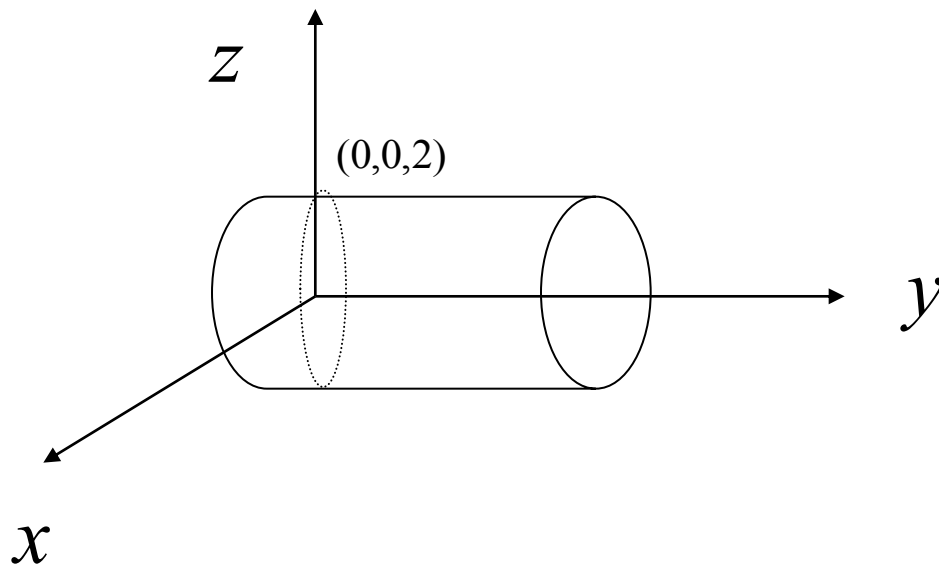


Example :

1.  $S = \{(x, y, z) \mid x = 2\cos u, y = v, z = 2\sin u\}$

$S$  is a parametric surface

For any  $(x, y, z) \in S$ , we have  $x^2 + z^2 = 4$ ,  $y = v$ ,  $v \in \mathbb{R}$



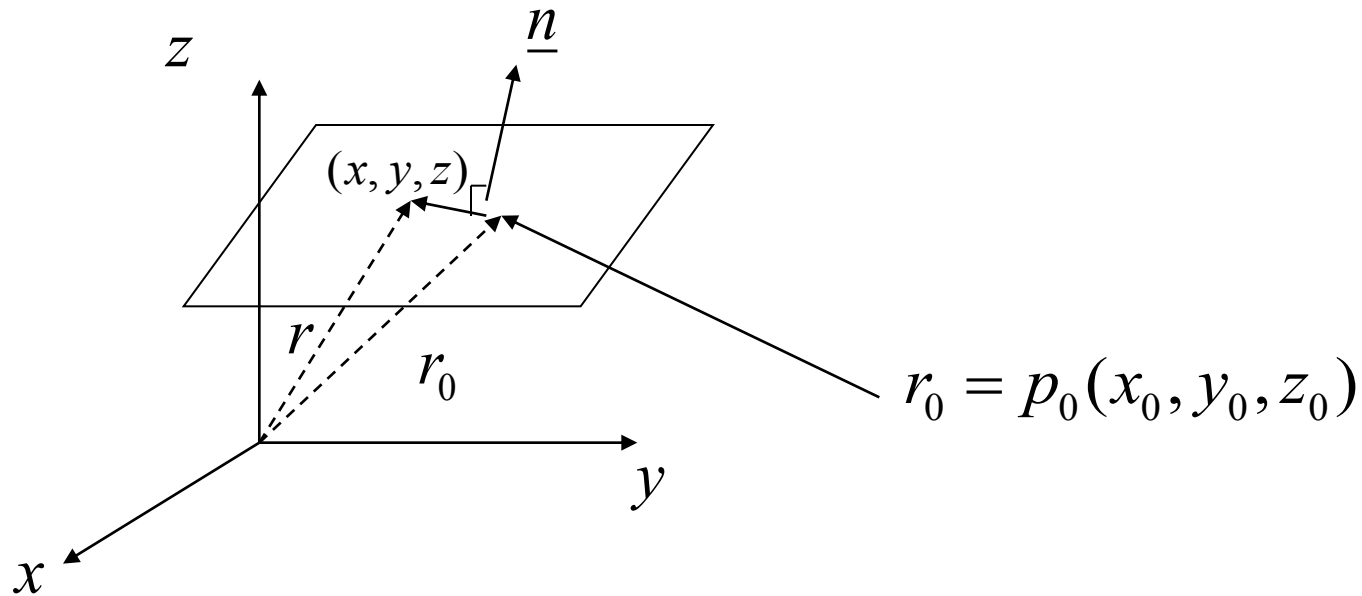
Definition :

3. A plane in space is determined by a point  $r_0 = P_0(x_0, y_0, z_0)$  in the plane and a vector  $\underline{n}$  is orthogonal to the plane.

This orthogonal vector  $\underline{n}$  is called a normal vector

4. The plane is denoted by  $\underline{n} \cdot (r - r_0) = \underline{0}$  where  $r = (x, y, z)$   
 $n$  is a normal vector of the plane

A vector equation of the plane  $\underline{n} \cdot (r - r_0) = \underline{0}$



Example :

$$1. S = \{(x, y, z) \mid (1, 2, 4) \cdot (x - 3, y + 1, z - 4) = 0\}$$

$$2. S = \{(x, y, z) \mid 2x - 4y + z = 0\}, \underline{n} = (2, -4, 1)$$

$$3. S = \{(x, y, z) \mid x + 2y + 3z = 6\}, \underline{n} = (1, 2, 3)$$

Example :

Find an equation of the plane that passes through the points

P(1, 3, 2), Q(3, -1, 6), R(5, 2, 0)

$$\text{Sol : } 12(x - 1) + 20(y - 3) + 14(z - 2) = 0$$

Definition :

5. Two plane are parallel if their normal vectors are parallel

6. The angle between the planes  $S_1$  and  $S_2$  is  $\theta$  if their normal vectors have the angle  $\theta$

Example :

Find the angle between the plane  $x + y + z = 1$  and  $x - 2y + 3z = 2$

Sol :

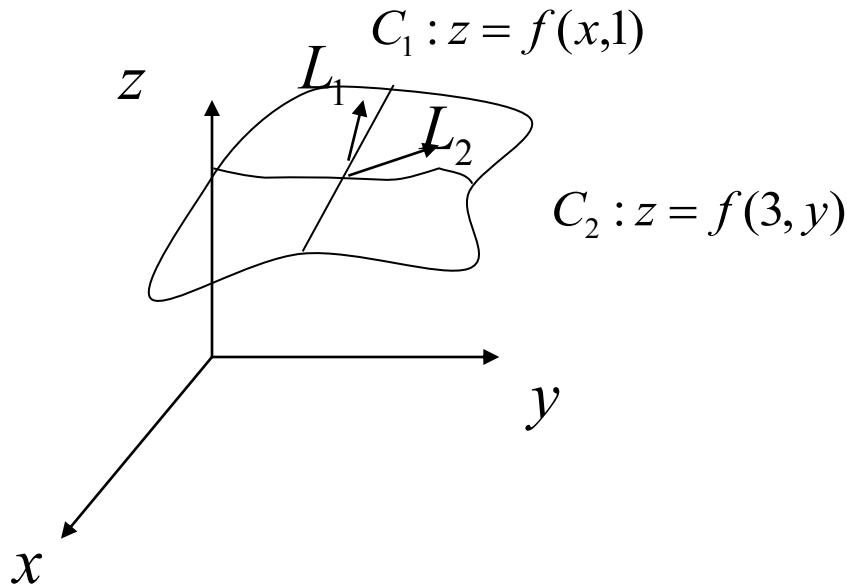
The normal vectors of these planes are  $\underline{n}_1 = (1,1,1)$ ,  $\underline{n}_2 = (1,-2,3)$

Let  $\theta$  be the angle between the planes

$$\cos \theta = \frac{\underline{n}_1 \cdot \underline{n}_2}{|\underline{n}_1| |\underline{n}_2|} = \frac{2}{\sqrt{42}}, \theta = \cos^{-1}\left(\frac{2}{\sqrt{42}}\right) \approx 72^\circ$$

Example :

$$z = f(x, y) = x^2 y, \quad \frac{\partial f(x, 1)}{\partial x} = 2x, \quad \frac{\partial f(3, y)}{\partial y} = 9$$



$L_i, i = 1, 2$ , is the tangent line of  $C_i$

Definition :

Let S be a parametric surface and be defined by

$$S = \{(x, y, z) \mid z = z(u, v), y = y(u, v), x = x(u, v)\}$$

$$\mathbf{r}(u, v) = x(u, v)\mathbf{i} + y(u, v)\mathbf{j} + z(u, v)\mathbf{k} \quad \text{Fixed } (u_0, v_0)$$

(i)  $\mathbf{r}(u_0, v)$  is a vector function of the single parameter  $v$  and defines a grid curve  $c_1$  lying on S

(ii)  $\mathbf{r}(u, v_0)$  is a vector function of the single parameter  $u$  and defines a grid curve  $c_2$  lying on S

(iii) The tangent vector to  $c_1$  at  $P_0 - (x_0, y_0, z_0)$  where  $x_0 = x(u_0, v_0)$ ,  $y_0 = y(u_0, v_0)$ ,  $z_0 = z(u_0, v_0)$  is obtained

$$\mathbf{r}_v = \frac{\partial x(u_0, v_0)}{\partial v} \mathbf{i} + \frac{\partial y(u_0, v_0)}{\partial v} \mathbf{j} + \frac{\partial z(u_0, v_0)}{\partial v} \mathbf{k}$$

(iv) Similarly to  $c_2$  The tangent vector is

$$\mathbf{r}_u = \frac{\partial x(u_0, v_0)}{\partial u} \mathbf{i} + \frac{\partial y(u_0, v_0)}{\partial u} \mathbf{j} + \frac{\partial z(u_0, v_0)}{\partial u} \mathbf{k}$$

(v) The surface S is called smooth if  $\mathbf{r}_u \times \mathbf{r}_v \neq \underline{0}$

## Definition

1. Let  $S$  be a smooth parametric surface and is given by the equation

$$\mathbf{r}(u, v) = x(u, v)\mathbf{i} + y(u, v)\mathbf{j} + z(u, v)\mathbf{k}, \quad (u, v) \in D$$

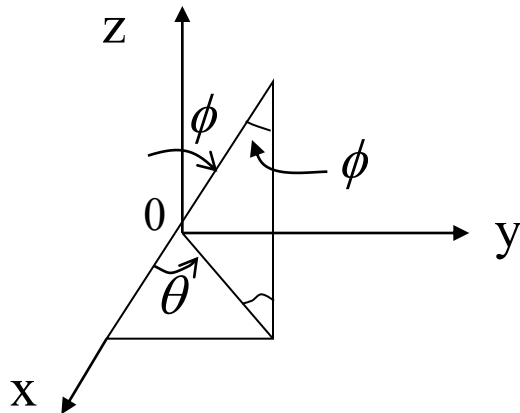
and  $S$  is covered just once as  $(u, v)$  ranges throughout the parameter

domain  $D$ , then the surface area of  $S$  is  $A(S) = \iint_D |\mathbf{r}_u \times \mathbf{r}_v| \, dA$

$$\text{where } \mathbf{r}_u = \frac{\partial x}{\partial u} \mathbf{i} + \frac{\partial y}{\partial u} \mathbf{j} + \frac{\partial z}{\partial u} \mathbf{k} \quad \mathbf{r}_v = \frac{\partial x}{\partial v} \mathbf{i} + \frac{\partial y}{\partial v} \mathbf{j} + \frac{\partial z}{\partial v} \mathbf{k}$$

Example :

1. Spherical coordinate  $(\rho, \theta, \phi)$



$$p(x, y, z)$$

$$p(\rho, \theta, \phi)$$

$$\text{where } \rho = |\overline{op}| = \sqrt{x^2 + y^2 + z^2}$$

$$x = \rho \sin \phi \cos \theta$$

$$y = \rho \sin \phi \sin \theta \quad \rho \geq 0, 0 \leq \phi \leq \pi$$

$$z = \rho \cos \phi$$

2. Find the rectangular coordinates      Spherical coordinate

$$\left(1, \frac{\pi}{4}, \frac{\pi}{3}\right) \quad x = 1 \cdot \sin \frac{\pi}{3} \cos \frac{\pi}{4} = \frac{\sqrt{6}}{4}$$

$$y = 1 \cdot \sin \frac{\pi}{3} \sin \frac{\pi}{4} = \frac{\sqrt{6}}{4}$$

$$z = 1 \cdot \cos \frac{\pi}{3} = \frac{1}{2}$$

3. Change from rectangular to spherical coordinates

(i)  $(1, 1, \sqrt{2})$    (ii)  $(\sqrt{3}, 0, 1)$    (iii)  $(0, 2\sqrt{3}, -2)$

Sol :

$$(i) \rho = \sqrt{x^2 + y^2 + z^2} = \sqrt{1^2 + 1^2 + (\sqrt{2})^2} = 2$$

$$z = \rho \cos \phi \Rightarrow \sqrt{2} = 2 \cos \phi, \phi = \frac{\pi}{4}$$

$$x = \rho \sin \phi \cos \theta \Rightarrow 1 = 2 \sin \frac{\pi}{4} \cos \theta, \theta = \frac{\pi}{4}$$



#### 4. parametric surface S

$$(i) S = \left\{ (x, y, z) \mid \begin{array}{l} x = 4\sin\phi\cos\theta, \quad y = 4\sin\phi\sin\theta, \quad z = 4\cos\phi \\ 0 \leq \phi \leq \pi, \quad 0 \leq \theta \leq 2\pi \end{array} \right\}$$

S - The surface of a spherical of radius 4

(ii) Find the surface area of S

Sol : The parametric equation is

$$r(\theta, \phi) = 4\sin\phi\cos\theta \cdot i + 4\sin\phi\sin\theta \cdot j + 4\cos\phi \cdot k$$

$$\text{and } (\theta, \phi) \in D = \{(\theta, \phi) \mid 0 \leq \theta \leq 2\pi, 0 \leq \phi \leq \pi\}$$

$$\text{caculate } r_{\theta} = -4\sin\phi\sin\theta \cdot i + 4\sin\phi\cos\theta \cdot j + 0 \cdot k$$

$$r_{\phi} = 4\cos\phi\cos\theta \cdot i + 4\cos\phi\sin\theta \cdot j + 4(-\sin\phi) \cdot k$$

$$r_{\theta} \times r_{\phi} = \begin{vmatrix} i & j & k \\ -4\sin\phi\sin\theta & 4\sin\phi\cos\theta & 0 \\ 4\cos\phi\cos\theta & 4\cos\phi\sin\theta & -4\sin\phi \end{vmatrix}$$

$$= -16\sin^2\phi\cos\theta i - 16\sin^2\phi\sin\theta j + 16\cos\phi\sin\phi k$$

Thus

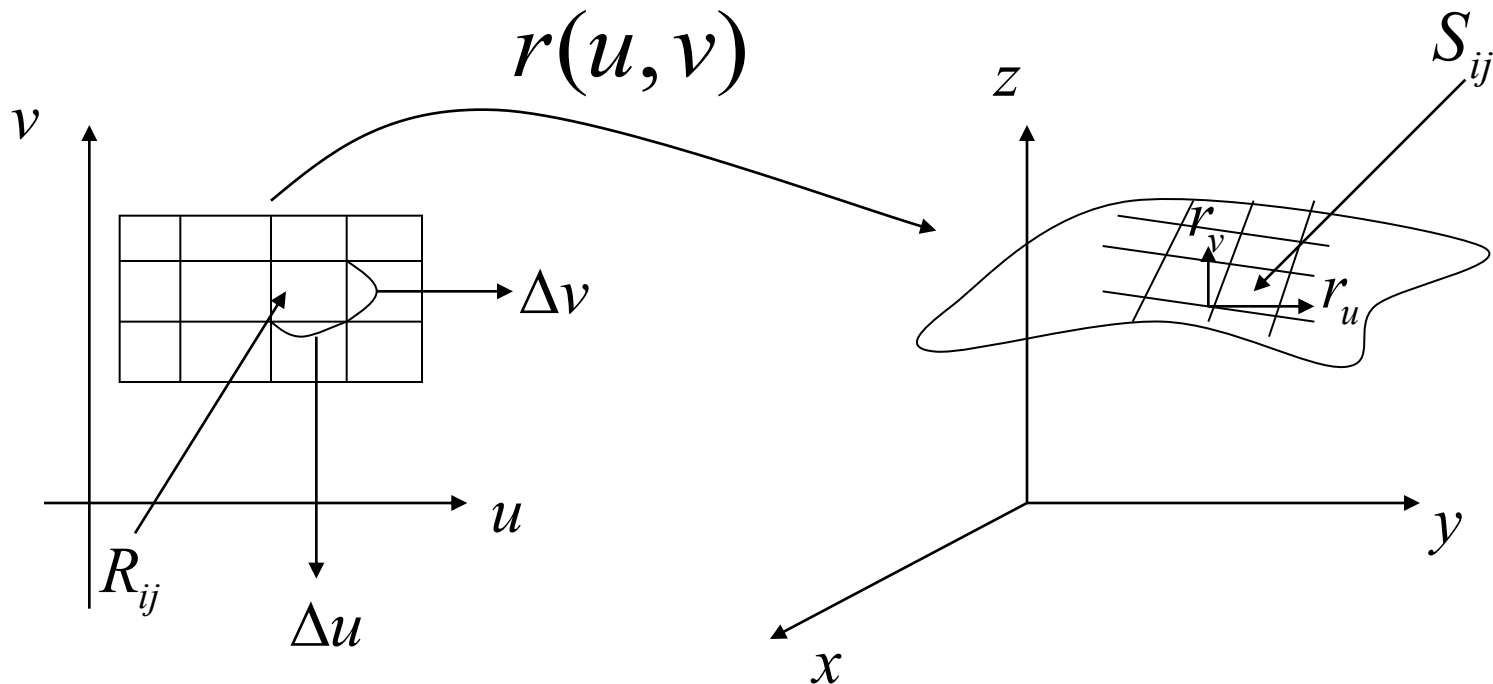
$$|\mathbf{r}_\theta \times \mathbf{r}_\phi| = \sqrt{(-16\sin^2\phi\cos\theta)^2 + (-16\sin^2\phi\sin\theta)^2 + (16\cos\phi\sin\phi)^2}$$

$$= 16\sin\phi$$

$$A(S) = \iint_D |\mathbf{r}_\theta \times \mathbf{r}_\phi| \, dA = \int_0^\pi \int_0^{2\pi} 16\sin\phi \, d\theta \, d\phi = 4\pi \cdot 16$$

Remark

$$1. A(S) = \iint_D |\mathbf{r}_u \times \mathbf{r}_v| \, dA$$



The area of  $S_{ij}$

$$A(S_{ij}) \approx |\Delta \mathbf{u} \cdot \mathbf{r}_u \times \Delta \mathbf{v} \cdot \mathbf{r}_v| = |\mathbf{r}_u \times \mathbf{r}_v| \Delta u \Delta v$$

$$A(S) = \sum A(S_{ij}) \approx \sum (\mathbf{r}_u \times \mathbf{r}_v) \cdot \Delta \mathbf{u} \Delta \mathbf{v}$$
$$\rightarrow \iint_D |\mathbf{r}_u \times \mathbf{r}_v| dA$$

$$2. S = \{(\mathbf{x}, y, z) \mid z = f(\mathbf{x}, y), (\mathbf{x}, y) \in D\}$$

The surface area of  $S$  is

$$A(S) = \iint_D \sqrt{1 + \left(\frac{\partial z}{\partial x}\right)^2 + \left(\frac{\partial z}{\partial y}\right)^2} dA$$

$$(\because \mathbf{r}(\mathbf{x}, y) = x\mathbf{i} + y\mathbf{j} + f(\mathbf{x}, y)\mathbf{k})$$

# Triple Integrals

Rectangular box :

$$\begin{aligned} B &= \{(x, y, z) \mid a \leq x \leq b, c \leq y \leq d, e \leq z \leq f\} \\ &= [a, b] \times [c, d] \times [e, f] \end{aligned}$$

Example :

1.  $B = [0, 1] \times [1, 3] \times [0, 2]$

Definition :

Let  $B = [a, b] \times [c, d] \times [e, f]$  be a rectangular box.  $[a, b]$  is divided into  $l$  subintervals  $[x_{i-1}, x_i]$  of equal width  $\Delta x$ ,  $[c, d]$  is divided into  $m$  subintervals  $[y_{j-1}, y_j]$  of equal width  $\Delta y$ ,  $[e, f]$  is divided into  $n$  subintervals  $[z_{k-1}, z_k]$  of equal width  $\Delta z$

1.  $B_{ijk} = [x_{i-1}, x_i] \times [y_{j-1}, y_j] \times [z_{k-1}, z_k]$

2. The volume of  $B_{ijk} \rightarrow \Delta v = \Delta x \cdot \Delta y \cdot \Delta z$

3. The triple Riemann sum  $\sum_{i=1}^l \sum_{j=1}^m \sum_{k=1}^n f(x_{ijk}^*, y_{ijk}^*, z_{ijk}^*) \Delta v$

4. The triple integral of  $f$  over the box  $B$  is

$$\iiint_B f(x, y, z) dv = \lim_{l, m, n \rightarrow 0} \sum_{i=1}^l \sum_{j=1}^m \sum_{k=1}^n f(x_{ijk}^*, y_{ijk}^*, z_{ijk}^*) \Delta v$$

if this limit exists

## Theorem(Fubini' s Theorem)

If  $f$  is continuous on  $B = [a, b] \times [c, d] \times [e, f]$

$$\text{then } \iiint_B f(x, y, z) dv = \int_e^f \int_c^d \int_a^b f(x, y, z) dx dy dz$$

Example :

1. Evaluate  $\iiint_B xyz^2 dv$ , where  $B = [0, 1] \times [1, 2] \times [1, 2]$

2. Evaluate  $\iiint_B (x + yz) dv$ , where  $B = [-1, 1] \times [1, 3] \times [0, 2]$

3.  $E = \{(x, y, z) \mid 0 \leq x \leq 1, 0 \leq y \leq 2, x \leq z \leq 1 - x - y\}$

How to define  $\iiint_E x^2 yz dv = ?$

For a general bounded region  $E$ . Consider a rectangular box

$$B \supset E, \text{ and define } F(x, y, z) = \begin{cases} f(x, y, z) & \text{if } (x, y, z) \in E \\ 0 & \text{if } (x, y, z) \notin E \end{cases}$$

$$\text{Define } \iiint_E f(x, y, z) dv = \iiint_B F(x, y, z) dv$$

properties

1. If  $E = \{(x, y, z) \mid (x, y) \in D, \phi_1(x, y) \leq z \leq \phi_2(x, y)\}$

$$\text{then } \iiint_E f(x, y, z) dv = \iint_D \left( \int_{\phi_1(xy)}^{\phi_2(xy)} f(x, y, z) dz \right) dA$$

2. If  $E = \{(x, y, z) \mid a \leq x \leq b, g_1(x) \leq y \leq g_2(x), \phi_1(x, y) \leq z \leq \phi_2(x, y)\}$

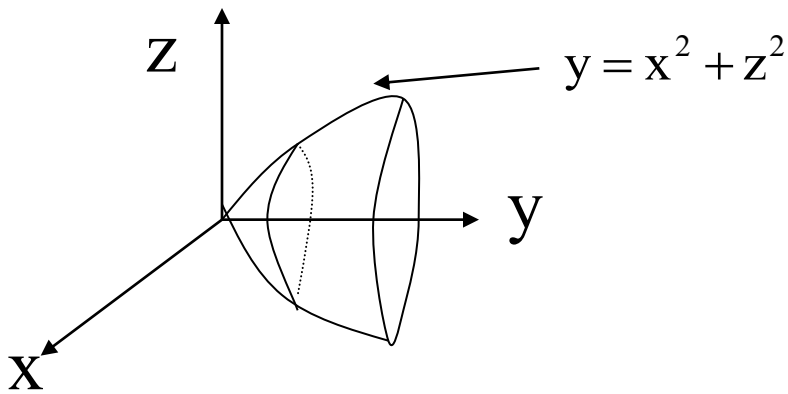
$$\text{then } \iiint_E f(x, y, z) dv = \int_a^b \int_{g_1(x)}^{g_2(x)} \int_{\phi_1(xy)}^{\phi_2(xy)} f(x, y, z) dz dy dx$$

Example :

$$1. E = \{(x, y, z) \mid 0 \leq x \leq 1, 0 \leq y \leq 1 - x, 0 \leq z \leq 1 - x - y\}$$

$$\iiint_E z \, dv = \int_0^1 \int_0^{1-x} \int_0^{1-x-y} z \, dz \, dy \, dx$$

$$2. E = \{(x, y, z) \mid -2 \leq x \leq 2, x^2 \leq y \leq 4, -\sqrt{y-x^2} \leq z \leq \sqrt{y-x^2}\}$$



$$E = \{(x, y, z) \mid -2 \leq x \leq 2, -\sqrt{4-x^2} \leq z \leq \sqrt{4-x^2}, z^2 + x^2 \leq y \leq 4\}$$

$$\iiint_E \sqrt{z^2 + x^2} \, dv = \int_{-2}^2 \int_{-\sqrt{4-x^2}}^{\sqrt{4-x^2}} \int_{z^2+x^2}^4 \sqrt{z^2 + x^2} \, dy \, dz \, dx = \frac{128\pi}{15}$$